



Russell Family

JULY 2008

AS FOR ME AND MY HOUSE

HAPPY FOURTH OF JULY



Even Daniel enjoyed getting wet at the end of the hot summer day.

Celebrating with Friends

Celebrating Garrett Powell's 5th birthday

With dinosaur and water games. Jana had two dinosaur foam crafts (making dinosaur visors and dinosaur door hangers) and then they had a dinosaur dig in the sand box. Though the boys made their own game of sword fighting with the shovels before the dig began. They played water balloon fight, water gun war and had a slide into a shallow pool. This was topped off with a dinosaur cake that was a hit with all the kids and it tasted delicious thus it was a hit with the adults.

On the home front I worked from morning until time to go to the party and was able to find a desk and some sewing machines in my office/sewing room! In other words I cleaned the room. It feels good to have it cleaned.

Darrel left for Israel. The not so fun news that happened on the 3rd is that Darrel left for Israel. He will not be back in Springtown until August 13th. That is a long time to be away from the kids and it is making him sick, literally. We are praying for him!



Daniel taking a 'cool' nap.



Dinosaurs!
Beware of Dinosaurs they may bite!



Happy Fourth of July!

Happy Birthday America! In God We Trust!



God Bless America, Home that I love.....

Celebrate Liberty at Real Family Fellowship

We celebrated liberty on the fourth of July with singing, dancing, food, fun, fellowship and fireworks. The puppet team including Joshua, Jonny and Sarah performed several songs, different groups lead worship and patriotic songs, Josh Youngblood sang a song and played guitar to a song he wrote. Our Joshua was on the keyboard all night. They had a concession stand with wonderful hamburgers, hotdogs, watermelon and homemade ice cream. Then the night was topped off with a great 30 minute fireworks display.

The sad thing for me was that this was the first time in 25 years that I celebrated a Fourth of July without

Darrel. I hated that part of it. I felt very lonely though there were over 250 people, 7 of which were my little blessings. I really missed my Darrel.

It was wonderful to celebrate the birthday of our great nation and to gather together and pray for her, that her people would humble themselves and return to God as our forefathers began our great nation.

It was fun to be reminded of some of our great leaders and the profound things that they said and did. Getting ready for the fourth we read a few books about our forefathers. Stephen of course acted out every battle we read about and always wanted to know who won.



Again, Happy Birthday America!

Celebrate Family Event


at Real Family Fellowship

It's a crusade all about celebrating family!

I received the task of putting together 16 family fun baskets for the crusade. Though it was a bit of work only finding out I had the job after the fireworks on fourth of July, it was a lot of fun. I made three 'Facing the Giants' baskets, one for older children families with a football, flag football set, mouth guards, Gatorade, popcorn and candy, the one for middle sized children had a nerf football instead of official football and the one for young kid families had a run that was designed like a football field and it had little goals and little footballs so you could play. We had Robin Hood baskets with the movie and stuffed Robin hood characters, Chicken Run had the movie, a gift card for Chicken Express, Chicken recipes and was boxed in a chicken box. There were food themed baskets designed to get the family into the kitchen cooking and baking together. There were game themed baskets including one centered around the game 'Apples to Apples', it had the game, apples, apple dip, apple juice, apple candy, and a reminder that you are the apple of God's eye.

Game Time Each night during the event, they had games and the games were played by the families. They drew the names out of a bucket to see who got to play each time. Our family played the first and second nights. On the first night we were up against the Holly family. Even missing Darrel we were 8 members, the Holly family is husband and wife. So they got to call in a life line to help them. The game we played was noodle jousting. The other team picked a 13 year old tomboy. Sarah is too shy, she would not do it, Jordan wanted to do it, but I knew the girl would hurt her, Joshua, Jonny and Stephen said no because they would not go up against a girl. We had a dilemma, but we found a solution and won the game.

The second night we were up against the Moffetts. They have 6 kids, though three of them are 3, 2, and 1. Our question was "What was the Bible verse for the night" Stephen had learned it so well, I let him say it and he said it with much confidence! I was very proud of him. They could not answer the question and called in a lifeline... I offered to help them by letting Stephen answer it for them. hee hee We also played noodle jousting and our Jordan went up against their 13 yr old Jonathan, Jordan won!



The next pages are the pages we made to post of the activities our family did together. Each family was encouraged to share what they had done together.

Celebrating Family



Daily Bible Verses and Activity Each night we are sent home with a rebus of the Bible verse for the family to memorize. On the back is a family activity for the family to do together before coming the next night. We also decided to add another activity. We made little clay figures to represent the Bible story each night. So on Monday we made Abraham and Isaac and an altar, Tuesday we made baby Moses, Miriam and their mother, Wednesday we made Jacob and Esau and a pot of beans and Thursday we made Queen Ester. They were made of the clay you have to bake to make it hard. We learned a little about baking the clay as we burned a few of them.

Painting Monday the activity was a painting. We painted together and that is always fun.... and messy. Tuesday we made cookies together, Wednesday the children linked arms and did their chores together and made mom and dad thank you cards.

I think everyone would agree that the Celebrate Family Event was a successful event, especially those who chose to do the family activities at home each day and build those bonds as a family.

CELEBRATE

FAMILY



ISAIAH 26:3

You will keep him in perfect peace, whose mind is stayed on you, because he trusts in you.



JUST AS MIRIAM WAS A BIG HELP TO HER MOTHER.

The kids help mom make cookies for church.



CELEBRATE

FAMILY




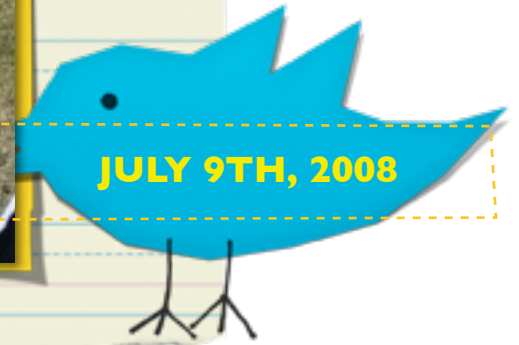

IT'S GAME TIME!
You will keep him in perfect peace, whose mind is stayed on you, because he trusts in you.

SPIN THE WHEEL
Noodle Jousting, Wet Target, Tug of War, Messy Mystery Game, Ping Pong Ball Blow, Balloon relay,



CELEBRATE

FAMILY




PSALMS 141:3

Set a guard, O Lord, over my mouth, keep watch over the door of my lips.

SIBLINGS BLESSING PARENTS

by working together

The kids put up dishes, swept the floor, picked up trash in the yard and watched Daniel all while hugging or holding hands.



Party in a Card

HAPPY BIRTHDAY PARTY FOR OUR LONG DISTANCE LOVED ONES



US Postal Service Delivers a Party!

Idea by LeAnn Russell

For long distance birthdays we put together, a party in a card. All through the year I keep my eyes open for small flat things to go into my party in a cards.

Things we include:

Picture of our family (take a picture of your family in birthday hats holding a happy birthday sign.),



Balloons (we like to do water balloons because they add to the cuteness of the package being so small when you blow them up.),

Flat small game (look in the party section of your variety store, some good flat games come in packages of 4 -8 to use as party favors.)

Flat craft (z-cards work great)

Words to Happy Birthday with music

Blow up confetti

(found in the party section, they are flat bags filled with confetti and you blow them up and then you pop them)

Stick of chewing gum.

Small envelope with flat present

(cash, book marks, paper airplanes, etc.)

Stickers (on the back write 'party favor'.)

Confetti (the metal kind you get at a party store or dollar store, use only a portion of the package in the card)

Instructions

You can either stuff this all inside a card envelope or you can get a

Instructions for 'Party in a Card'

1. Prop picture up so we can be there with you.
2. Blow up balloons.
3. Play Game (pick up sticks)
4. Do craft (Sew a puppet)
5. Sing happy birthday to yourself!
6. Blow up and pop confetti thingy.
7. Chew gum, since we don't have a candle blow a bubble instead of blowing out the candle.
8. Open present.
9. Give yourself a party favor.
10. Most important, pray for yourself and know that we prayed for you for your birthday. We are so thankful that the Lord decided to create you!
He has good plans for you. Jeremiah 29:11
And we are glad we get to watch His plans unfold!

manila envelope and put it all inside. The colorful envelopes make it extra fun! On the outside of the envelope write "Pour contents onto table and read instructions to start the fun."